

Danvers Desperados

Toby Keith RIP

. April 13, 2024 .

Stage One

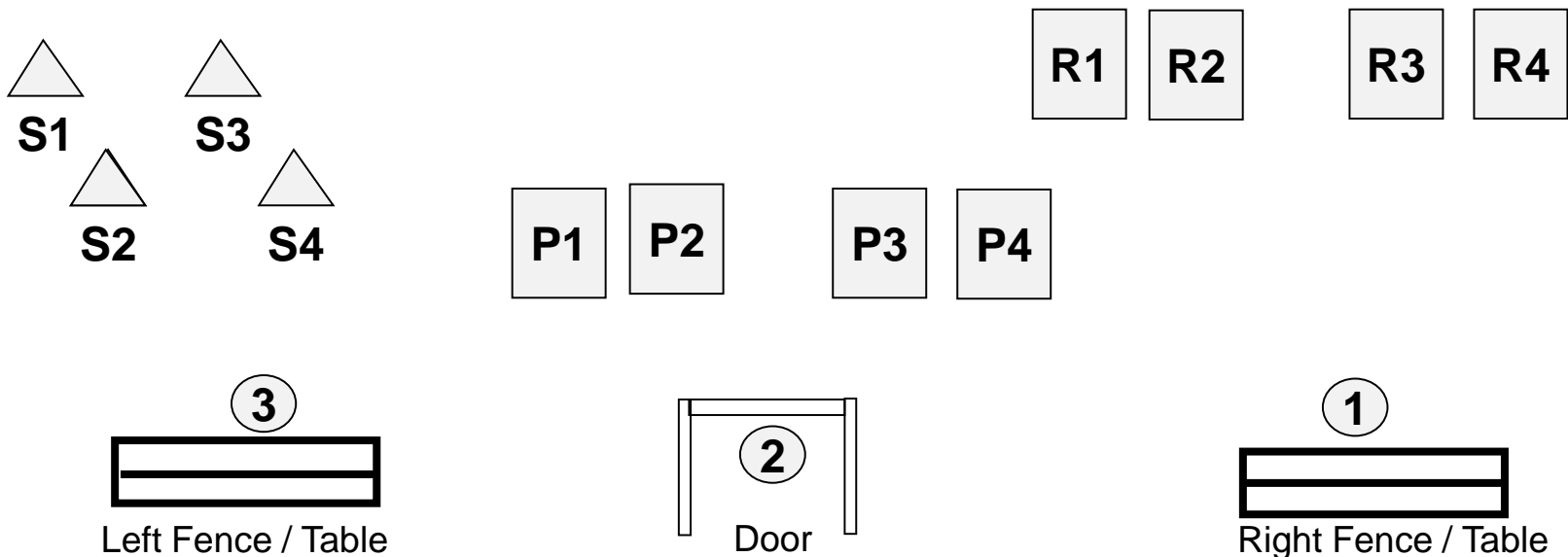
10 Pistol, 10 Rifle (in hand), 4+ Shotgun (Staged in left window)

Start standing at the right fence, with your rifle in hand. When ready say: "I should have been a cowboy."

At the beep engage the rifle targets in the following order: 1-1-2-2-3-3-4-4-1-4. Make your rifle safe.

Move to the doorway and with your pistols, engage the pistol targets in the same order as the rifle. Make your pistols safe.

Move to the left fence and engage the 4 shotgun targets in any order until down.



Stage Two

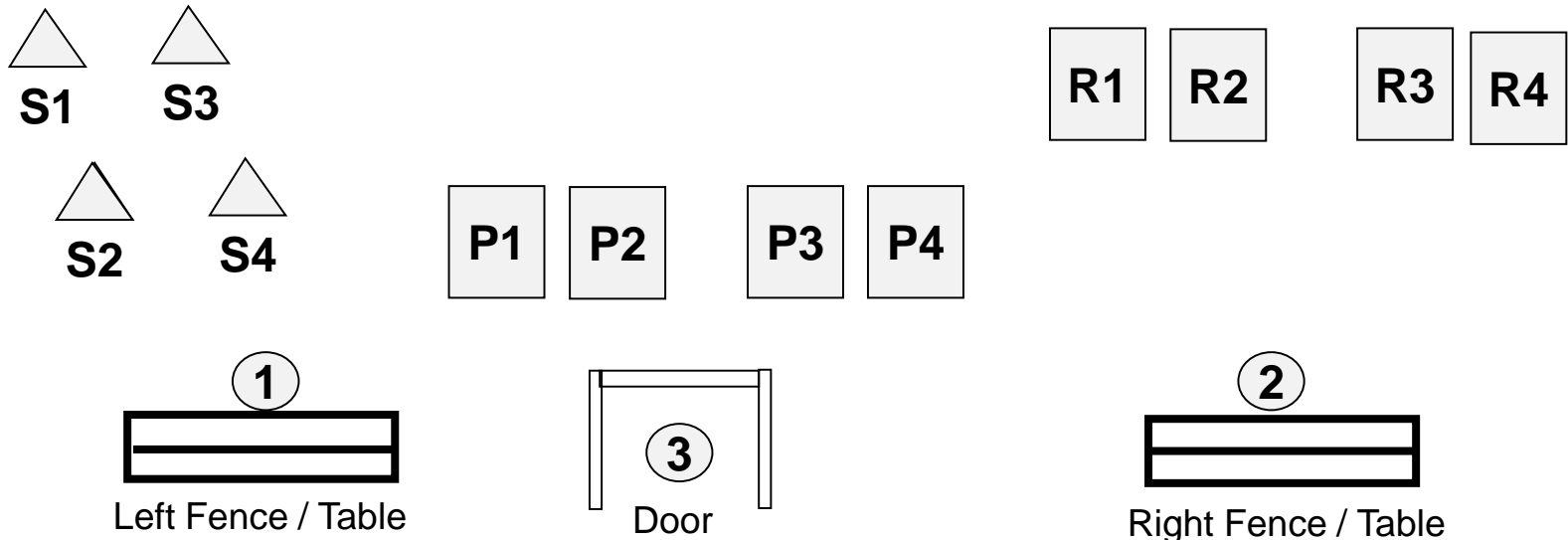
10 Rifle (Staged in right window), 10 Pistol, 4+ Shotgun (staged in the left window)

Start standing in the left fence, with your hands on your hat. When ready say: "I love this bar."

At the beep, engage the 4 shotgun targets in any order until down. Make your shotgun safe.

Move to the right fence, retrieve your rifle and engage the rifle targets in a Progressive Sweep : 1-22-333-4444. Make your rifle safe.

Move to doorway and engage the pistol targets in the same order as the rifle.



Stage Three

10 Rifle (Staged in right window), 10 Pistol, 4 + Shotgun (in hand)

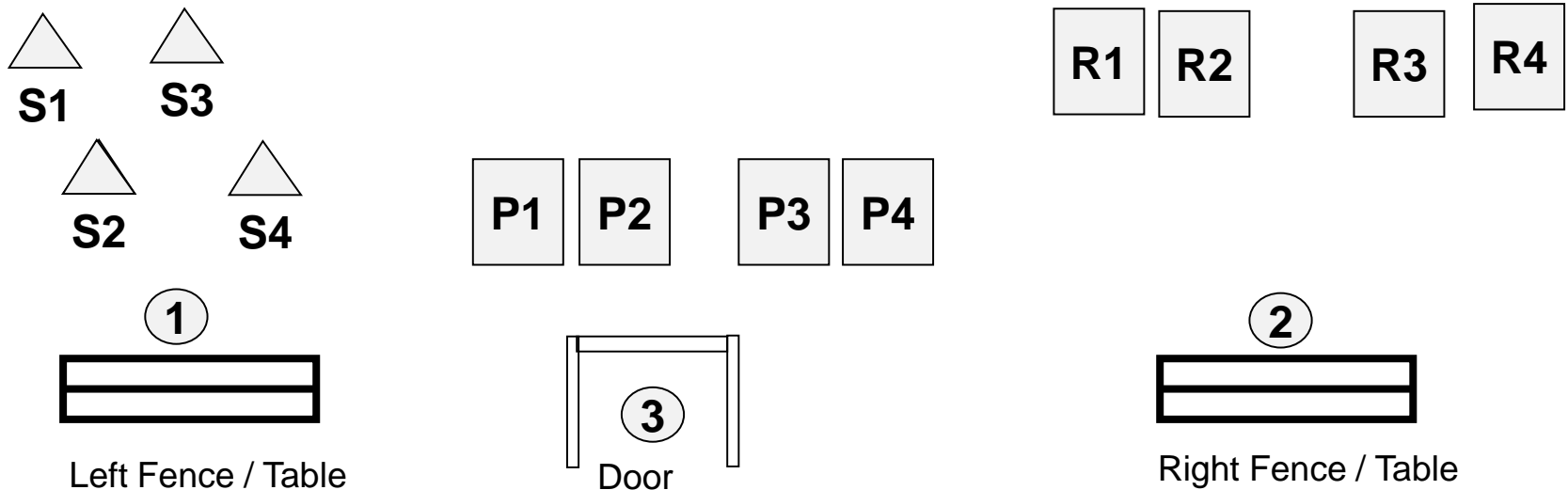
Start standing in the left fence, with your shotgun in both hands. When ready say: "I wanna talk about me."

At the beep, engage shotgun targets in any order until down. Make your shotgun safe.

Move to the right fence and engage the Rifle Targets in the following order:

1-2-1-2-1 and then 4-3-4-3-4 Make your rifle safe.

Move to the doorway and, with your pistols engage the Pistol Targets in the same order as the rifle.



Stage Four

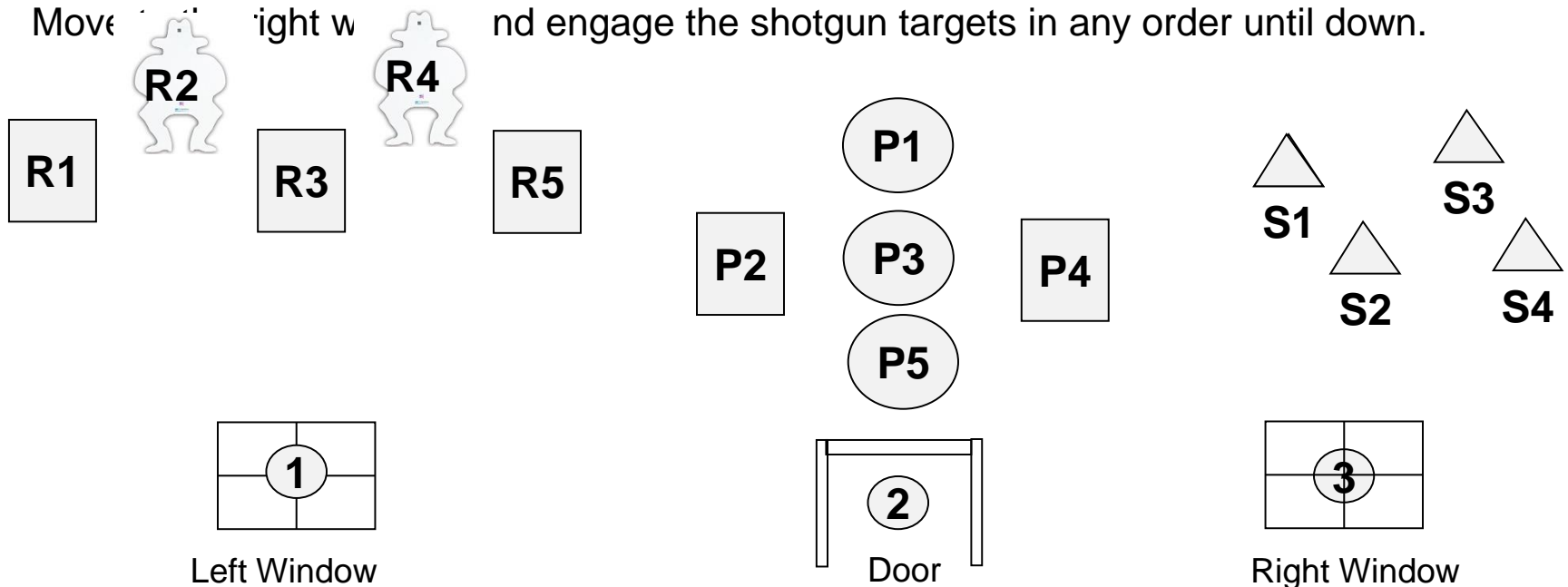
10 Rifle staged in left window), 10 Pistol, 4+ Shotgun (Staged in right window)

Start standing in the left window with your hands at low surrender. When ready say:
“Whiskey for my men, beer for my horses.”

At the beep, engage the rifle targets in 2 single tap sweeps – left to right. Make your rifle safe.

Move to the doorway and engage pistol targets in TWO single tap clockwise sweeps from the top, ending on the center (1-4-5--2-3). Make your pistols safe.

Move to the right window and engage the shotgun targets in any order until down.



Stage Five

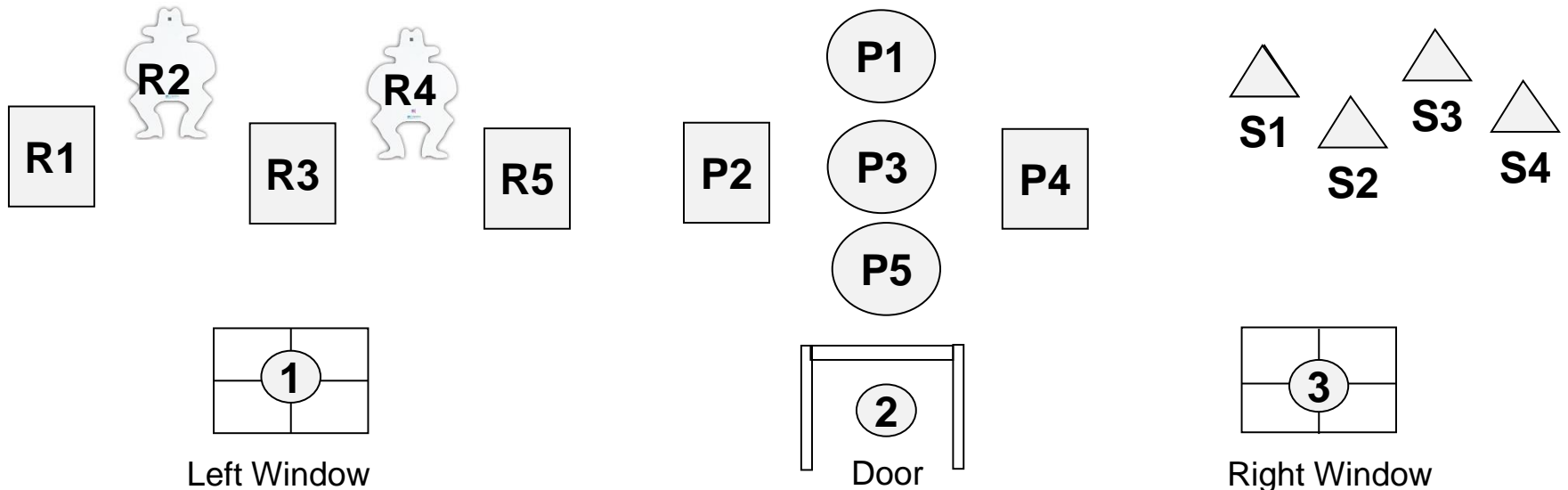
10 Rifle (staged in left window), 10 Pistol, 4+ Shotgun (Staged in right window)

Start standing in the left window with your hands on the table. When ready say: "How do you like me now?"

At the beep, engage the rifle targets as follows: 1-5-2-4-3 and repeat. Make your rifle safe.

Move to the doorway and engage pistol targets as follows: 1-5-2-4-3 and repeat. Make your pistols safe.

Move to the right window and engage the shotgun targets in any order until down.



Stage Six

10 Rifle staged in left window), 10 Pistol, 4+ Shotgun (Staged in right window)

Start standing in the doorway with your hands on your belt buckle. When ready say: "I'm as good once as I ever was."

At the beep, engage the pistol targets in a clockwise double tap sweep from the top, ending in the center (1-1-4-4-5-5-2-2-3-3). Make your pistols safe.

Move to the left window and engage rifle targets in a double tap sweep. Make your rifle safe.

Move to the right window and engage the shotgun targets in any order until down.

